

InMedia Analytic **en un coup d'œil**

4 FONCTIONS

1. **Discover** : exploration des données

2. **Visualize** : visualisation des données

3. **Dashboard** : composition de tableaux de bord

4. **Envois de rapports de données**

Discover : exploration des données

1. Choix d'un index
2. Choix de la période temporelle
3. Sélection des champs
4. Filtres
5. Requêtes
6. Sauvegarde et chargement

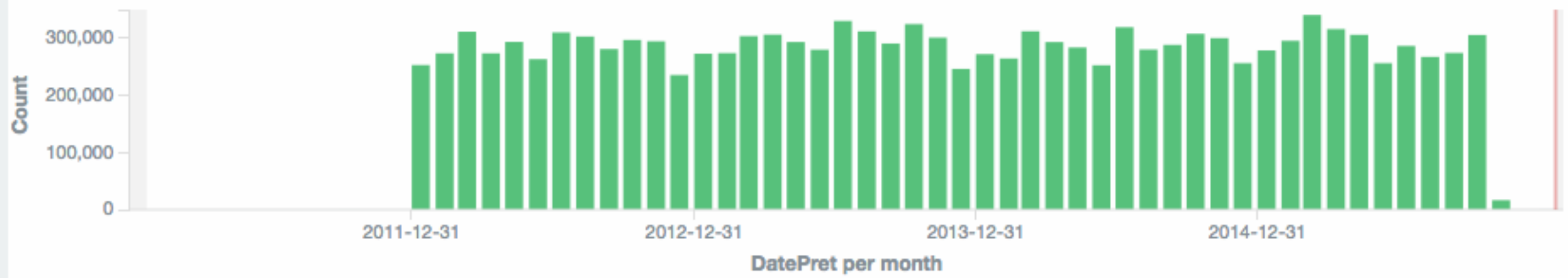


13,300,141 hits

- loans ▲
- 1993
- 1994
- 2015
- copies
- fc_dist_new_documents
- fc_rebalancing
- fc_returns
- floatingcollection
- movements
- newcopies
- reservations

1

January 22nd 2011, 08:10:17.528 - January 22nd 2016, 08:10:17.528 — [by month](#)



Time	_source
▶ October 7th 2011, 13:57:38.000	SousLocalisationPret: DST LocalisationAbonneDesc: BIBLIO E.-NELLIGAN Langue: fre PrixEnsembleExemplaire: 0 HeurePret: 13 id: loan_2011-10-07-13:57:38-1573791-00000 000902496 DateDeCreationExemplaire: 2008-05-23T04:00:00.000Z Flottant: false Support: PA Cote: 943.604092 E43m Collection: AD HeureEcheancePret: 23 LocalisationAbonne: EN NbPersonneViseeAbonne: 0 LocalisationProprietaireDesc: VCC -
▶ October 7th 2011, 13:57:37.000	SousLocalisationPret: DST LocalisationAbonneDesc: BIBLIO E.-NELLIGAN Langue: fre PrixEnsembleExemplaire: 0 HeurePret: 13 id: loan_2011-10-07-13:57:37-1196590-00000

- Selected Fields
- ? _source
- Available Fields ⚙
- Popular
- ↑ EspaceCategorie

Quick

Relative

Absolute

Today

This week

This month

This year

The day so far

Week to date

Month to date

Year to date

Yesterday

Day before yesterday

This day last week

Previous week

Previous month

Previous year

Last 15 minutes

Last 30 minutes

Last 1 hour

Last 4 hours

Last 12 hours

Last 24 hours

Last 7 days

Last 30 days

Last 60 days

Last 90 days

Last 6 months

Last 1 year

Last 2 years

Last 5 years



13,300,141 hits

loans <

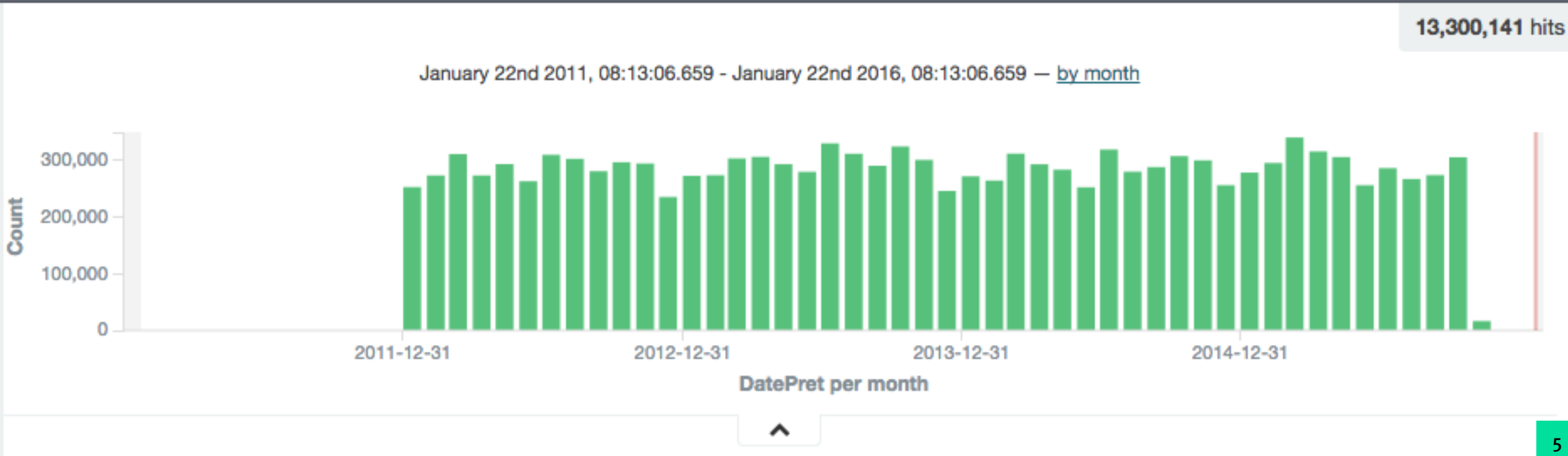
Selected Fields

? `_source`

Available Fields

Popular

- ↑ EspaceCategorie
- ↑ llot
- ↑ Langue
- ↑ LocalisationPret





499,266 hits

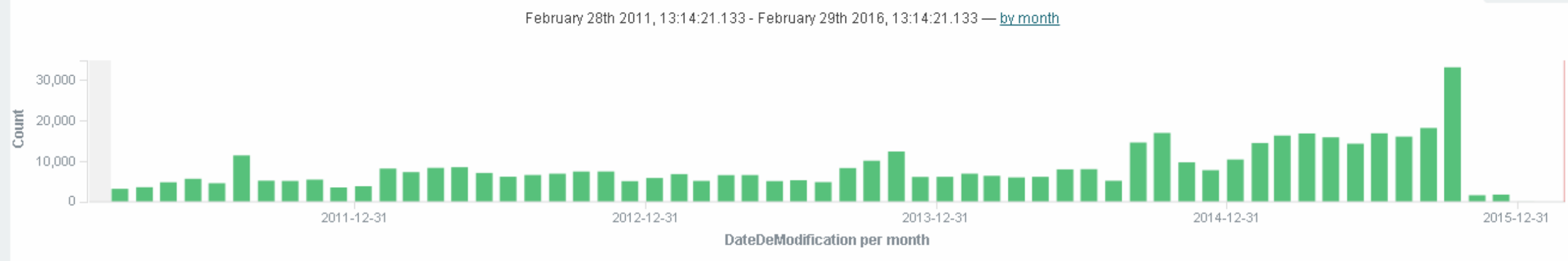
copies

- Selected Fields
- Langue
 - Categorie
 - 3** DateAchat
 - EspaceCategorie
 - PrixExemplaire

Available Fields

Popular

- Collection
- DateDeCreation
- DateDeModification
- Flottant
- Ilot
- LocalisationCode
- NoDocument
- SousLocalisationPret
- Statut
- Support
- Auteur
- Cote
- DernierPret
- Isbn
- LocalisationDesc
- NbLocationAnneeCourante
- NbLocationMoisCourant
- NbLocationsAVie



Time	DateAchat	PrixExemplaire	Categorie	EspaceCategorie	Langue
▶ March 17th 2011, 00:00:00.000	November 30th 2010, 00:00:00.000	39.95	DA	-	fre
▶ March 17th 2011, 00:00:00.000	February 27th 2006, 00:00:00.000	27.95	DA	-	fre
▶ March 17th 2011, 00:00:00.000	December 7th 2010, 00:00:00.000	21.95	AB	-	fre
▶ March 17th 2011, 00:00:00.000	December 7th 2010, 00:00:00.000	8.95	RJ	-	fre
▶ March 17th 2011, 00:00:00.000	December 7th 2010, 00:00:00.000	8.95	AB	-	fre
▶ March 17th 2011, 00:00:00.000	December 15th 2010, 00:00:00.000	30.59	DV	Films et séries télévisuels	fre
▶ March 17th 2011, 00:00:00.000	December 15th 2010, 00:00:00.000	12.99	DV	-	fre
▶ March 17th 2011, 00:00:00.000	December 16th 2010, 00:00:00.000	30.59	DV	-	eng
▶ March 17th 2011, 00:00:00.000	March 1st 2011, 00:00:00.000	24.95	RA	-	fre
▶ March 17th 2011, 00:00:00.000	January 13th 2011, 00:00:00.000	29.95	RA	-	fre
▶ March 17th 2011, 00:00:00.000	July 6th 2004, 00:00:00.000	39.95	DA	-	fre

Time	DateAchat	PrixExemplaire	Categorie	Esp
▼ March 17th 2011, 00:00:00.000	November 30th 2010, 00:00:00.000	39.95	DA	-

Table

[JSON](#)

4

† Auteur	🔍 🔍 📄 Hughes, Chuck, 1976-
† Categorie	🔍 🔍 📄 DA
† Collection	🔍 🔍 📄 AD
† Cote	🔍 🔍 📄 641.5 H893g
🕒 DateAchat	🔍 🔍 📄 November 30th 2010, 00:00:00.000
🕒 DateDeCreation	🔍 🔍 📄 November 30th 2010, 00:00:00.000
🕒 DateDeModification	🔍 🔍 📄 March 17th 2011, 00:00:00.000
🕒 DernierPret	🔍 🔍 📄 June 3rd 2015, 00:00:00.000
🕒 Flottant	🔍 🔍 📄 false
† Isbn	🔍 🔍 📄 9782923681498
† Langue	🔍 🔍 📄 fre
† LocalisationCode	🔍 🔍 📄 MULTI
† LocalisationDesc	🔍 🔍 📄 BIBLIOTHÈQUE MULTICULTURELLE

CodePostalAbonne: "H7N 5S5" Actions ▶

loans

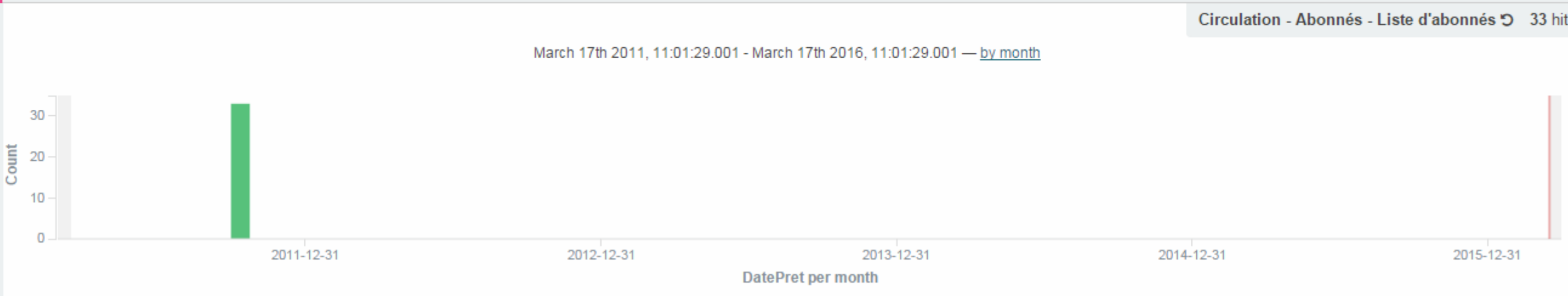
Selected Fields

- NoAbonne
- DateDeNaissanceAbonne
- TypeAbonnementAbonne

Available Fields ⚙️

Popular

- CodePostalAbonne
- Collection
- DatePret
- Flottant
- Langue
- LangueAbonne
- LienDeResponsabiliteAbonne
- PrixEnsembleExemplaire
- ResidentAbonne
- Auteur
- Cote
- DateDeCreationExemplaire
- DateDeRetour
- DateEcheancePret
- DatePret
- HeureDeRetour



Time	NoAbonne	TypeAbonnementAbonne	DateDeNaissanceAbonne
October 7th 2011, 13:57:38.000	00000000902496	GL	-

Table [JSON](#) [Link to /loans/loan/loan_2011-10-07-13*3A57*3A38-1573791-00000000902496](#)

Auteur	Meyer-Stabley, Bertrand, 1955-
CodePostalAbonne	H7N 5S5
Collection	AD
Cote	943.604092 E43m
DateDeCreationExemplaire	⚠️ 2008-05-23T04:00:00.000Z
DateEcheancePret	October 5th 2012, 23:45:00.000
DatePret	October 7th 2011, 13:57:38.000
Flottant	false

4

DateReservation:[2015-01-01 TO 2015-12-31] AND Flottant:true

5



reservations

Selected Fields

DateReservation

Available Fields



Popular

EspaceCategorie

Ilot

Auteur

Categorie

CodePostalAbonne

Collection

Cote

DateDeCreationExemplaire

DateDeNaissanceAbonne

DateEpuracionMiseDeCote

DateExpirationMiseDeCote

DateMiseDeCote

Flottant

Flottant - Réservations - 2015 64,267 hits

6

January 22nd 2011, 08:18:11.505 - January 22nd 2016, 08:18:11.505 — [by month](#)



Time	DateReservation
▶ January 1st 2015, 00:00:00.000	January 1st 2015, 00:00:00.000
▶ January 1st 2015, 00:00:00.000	January 1st 2015, 00:00:00.000
▶ January 1st 2015, 00:00:00.000	January 1st 2015, 00:00:00.000
▶ January 1st 2015, 00:00:00.000	January 1st 2015, 00:00:00.000
▶ January 1st 2015, 00:00:00.000	January 1st 2015, 00:00:00.000
▶ January 1st 2015, 00:00:00.000	January 1st 2015, 00:00:00.000
▶ January 1st 2015, 00:00:00.000	January 1st 2015, 00:00:00.000

DateReservation:[2015-01-01 TO 2015-12-31] AND Flottant:true



manage saved searches **6**
30 saved searches

Saved Search Filter
Flottant - Prêts - 2015
Flottant - Réservations - 2015
Flottant - Transferts - 2015
Flottant - Transferts - Retour à la localisation propriétaire - 2015
Flottant - Transferts - Réserveur interlocalisations - 2015

1 2 3 4 5 ...6 »

reservations <

Selected Fields

- DateReservation

Available Fields

Popular

Flottant - Réservations - 2015 64,267 hits

January 22nd 2011, 08:17:37.483 - January 22nd 2016, 08:17:37.483 — [by month](#)










Visualize : visualisation des données

1. Création ou ouverture d'une visualisation
2. Aggrégation par Metrics (calculs mathématiques)
3. Aggrégation par Buckets (dates, termes, etc.)
4. Filtres
5. Graphics et tableau
6. Sauvegarde

Create a new visualization

Step 1

 Area chart	Great for stacked timelines in which the total of all series is more important than comparing any two or more series. Less useful for assessing the relative change of unrelated data points as changes in a series lower down the stack will have a difficult to gauge effect on the series above it.
 Data table	The data table provides a detailed breakdown, in tabular format, of the results of a composed aggregation. Tip, a data table is available from many other charts by clicking grey bar at the bottom of the chart.
 Line chart	Often the best chart for high density time series. Great for comparing one series to another. Be careful with sparse sets as the connection between points can be misleading.
 Markdown widget	Useful for displaying explanations or instructions for dashboards.
 Metric	One big number for all of your one big number needs. Perfect for show a count of hits, or the exact average a numeric field.
 Pie chart	Pie charts are ideal for displaying the parts of some whole. For example, sales percentages by department.Pro Tip: Pie charts are best used sparingly, and with no more than 7 slices per pie.
 Tile map	Your source for geographic maps. Requires an elasticsearch geo_point field. More specifically, a field that is mapped as type:geo_point with latitude and longitude coordinates.

1



Pie chart

Pie charts are ideal for displaying the parts of some whole. For example, sales percentages by department. Pro Tip: Pie charts are best used sparingly, and with no more than 7 slices per pie.



Tile map

Your source for geographic maps. Requires an elasticsearch geo_point field. More specifically, a field that is mapped as type:geo_point with latitude and longitude coordinates.



Vertical bar chart

The goto chart for oh-so-many needs. Great for time and non-time data. Stacked or grouped, exact numbers or percentages. If you are not sure which chart your need, you could do worse than to start here.

Or, open a saved visualization

manage visualizations

Visualization Filter	64 visualizations
Démarrage - Transfert de nouveautés - Total	
Démarrage - Transfert des nouveautés - Tableau des localisations de réception et catégories	
Flottant - Prêts - Titres - 20 plus populaires - 2015	
Flottant - Prêts - Totaux par localisation de prêt - 2015	
Flottant - Prêts - Totaux par localisation de prêt - Collections AD ou JE - 2015	

Select a search source

Step 2

From a new search

From a saved search

copies

Data

Options

metrics

▼ Slice Size

Aggregation

Count

← Advanced

buckets

▼ Split Slices

Aggregation

Terms

Field

Collection

Order By

Term

Order

Size

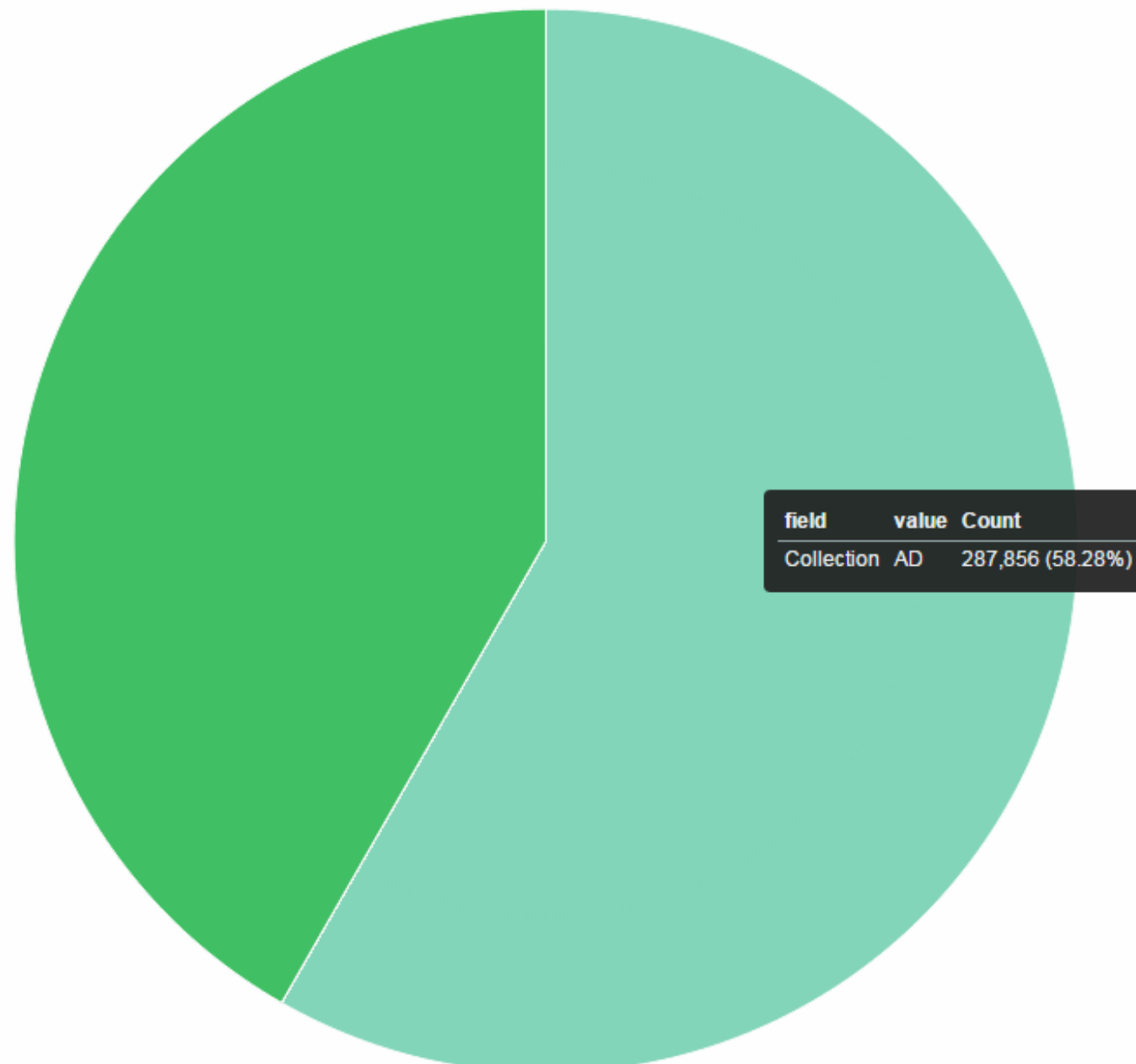
Ascending

12

← Advanced

⌵ Add sub-buckets

2



copies

Data Options

metrics

Slice Size

Aggregation

Sum

Field

PrixExemplaire

Advanced

buckets

Split Slices

Aggregation

Terms

Field

Collection

Order By

Term

Order

Ascending

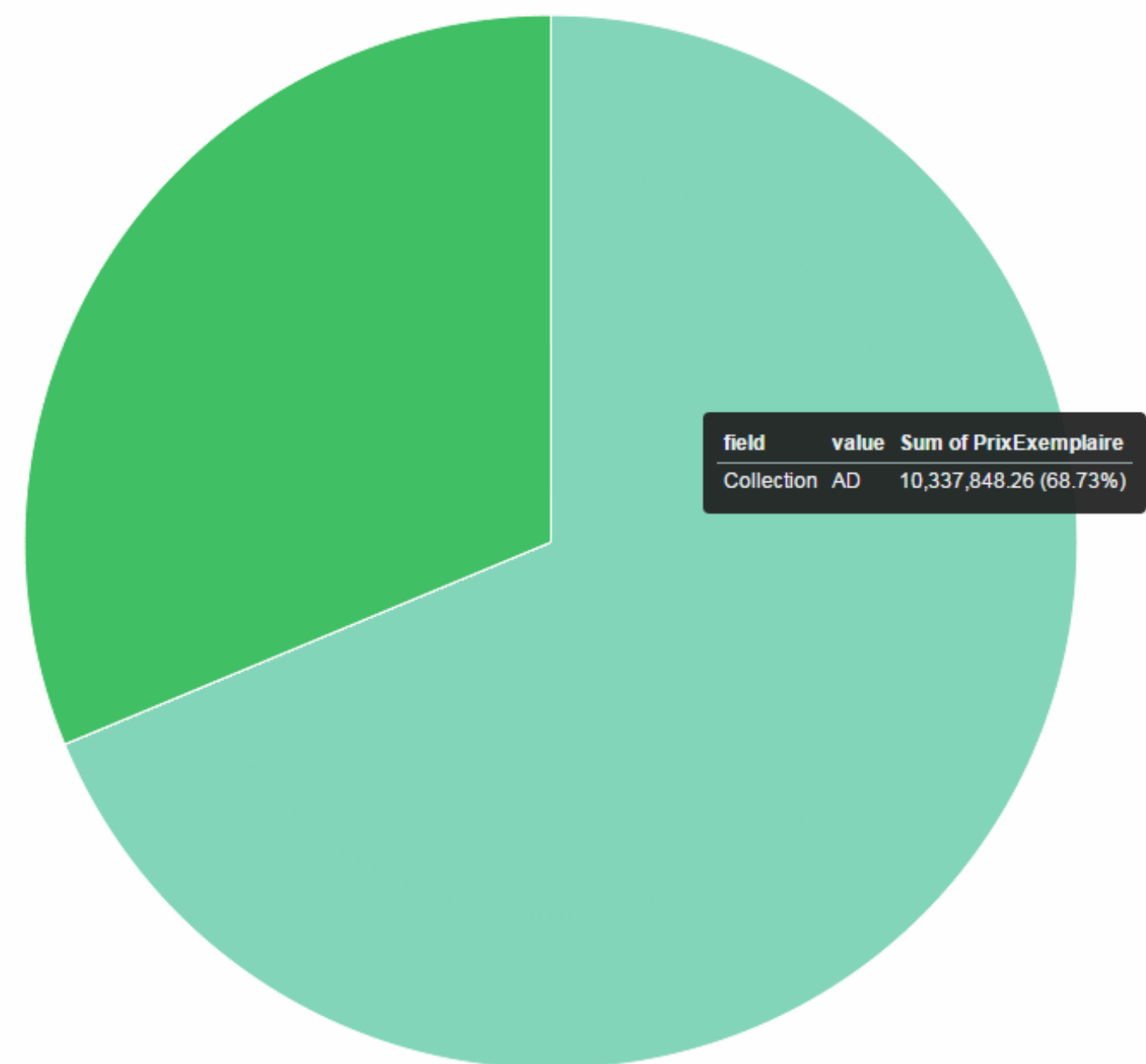
Size

12

Advanced

Add sub-buckets

2



Legend

- A
- A
- A
- D
- D
- D
- J
- J
- J
- J
- J
- J

copies

Kibana - Data tables - Metrics Exemple 02 Es

Data Options

metrics

Metric Count
 Metric Sum of PrixExemplaire
 Metric Percentiles of PrixExemplaire

buckets

Split Rows EspaceCategorie: Descending

EspaceCategorie: Descending	Count	Sum of PrixExemplaire	50th percentile of PrixExemplaire	99th percentile of PrixExemplaire
Romans français adulte	1,580	41,705.55	26.95	41.95
Romans français adolescent	681	15,514.84	24.95	33.95
Romans français jeune	671	5,939.17	6.99	21.197
Romans français adulte	65	1,746.29	31	40.714
Romans anglais adolescent	93	1,614.84	19.99	24.07
Premières lectures jeune	970	6,749.51	6.95	13.95
Ouvrages de référence jeune	16	290.28	20.45	34
Nouveautés (tout)	3,718	74,942.04	19.95	45.787
Livres jeux jeune	234	3,838.6	14.95	27.95
Films et séries télévisuels	2,773	62,170.1	21.99	50.99
Documentaires jeune	1,385	24,667.19	16.5	37.43
Documentaires adolescent	16	280.18	16.95	26.348
Bandes dessinées français jeune	1,559	26,584.94	16.95	27.95
Bandes dessinées français adolescent	605	10,194.06	13.95	49.95
Bandes dessinées anglais jeune	168	2,357.32	11.99	38.99
Bandes dessinées adolescent anglais	67	1,698.16	27.98	38.99
Albums français jeune	1,762	25,723.17	12.942	29.95
Albums anglais jeune	238	4,306.46	18.99	24.95



This visualization is linked to a saved search: Flottant - Réservations - 2015

reservations

Data Options

metrics

Y-Axis Count

+ Add metrics

buckets

Select buckets type

- X-Axis
- Split Bars
- Split Chart

Cancel



This visualization is linked to a saved search: Flottant - Réservations - 2015

reservations

Data Options

Y-Axis Count

+ Add metrics

buckets

X-Axis

Aggregation

Terms

Field

LocalisationReservation

Order By

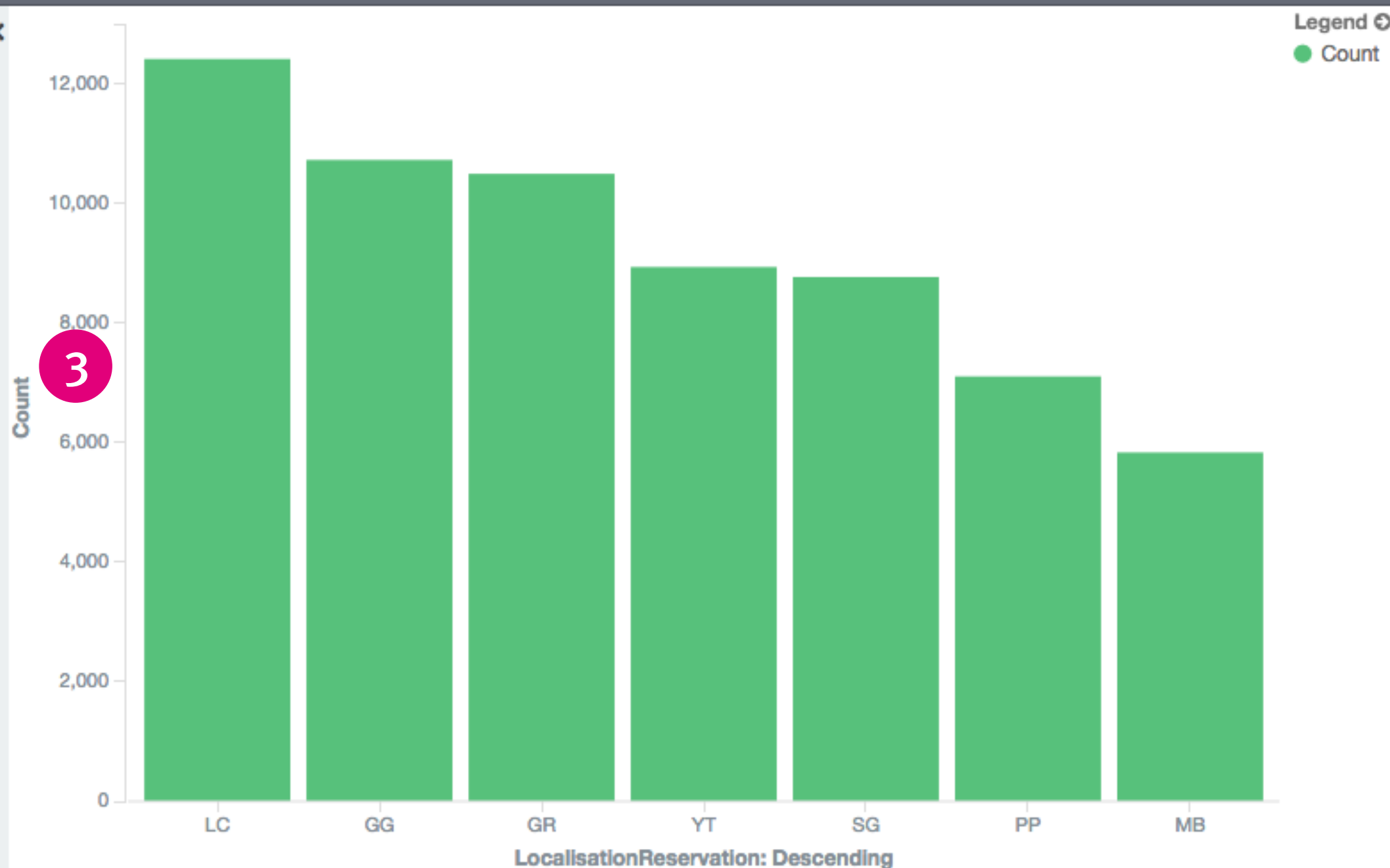
metric: Count

Order Descending

Size 34

Advanced

Select buckets type



This visualization is linked to a saved search: Flottant - Réservations - 2015



reservations

Data Options

Order: Descending Size: 34

Advanced

Split Bars

Sub Aggregation: Terms

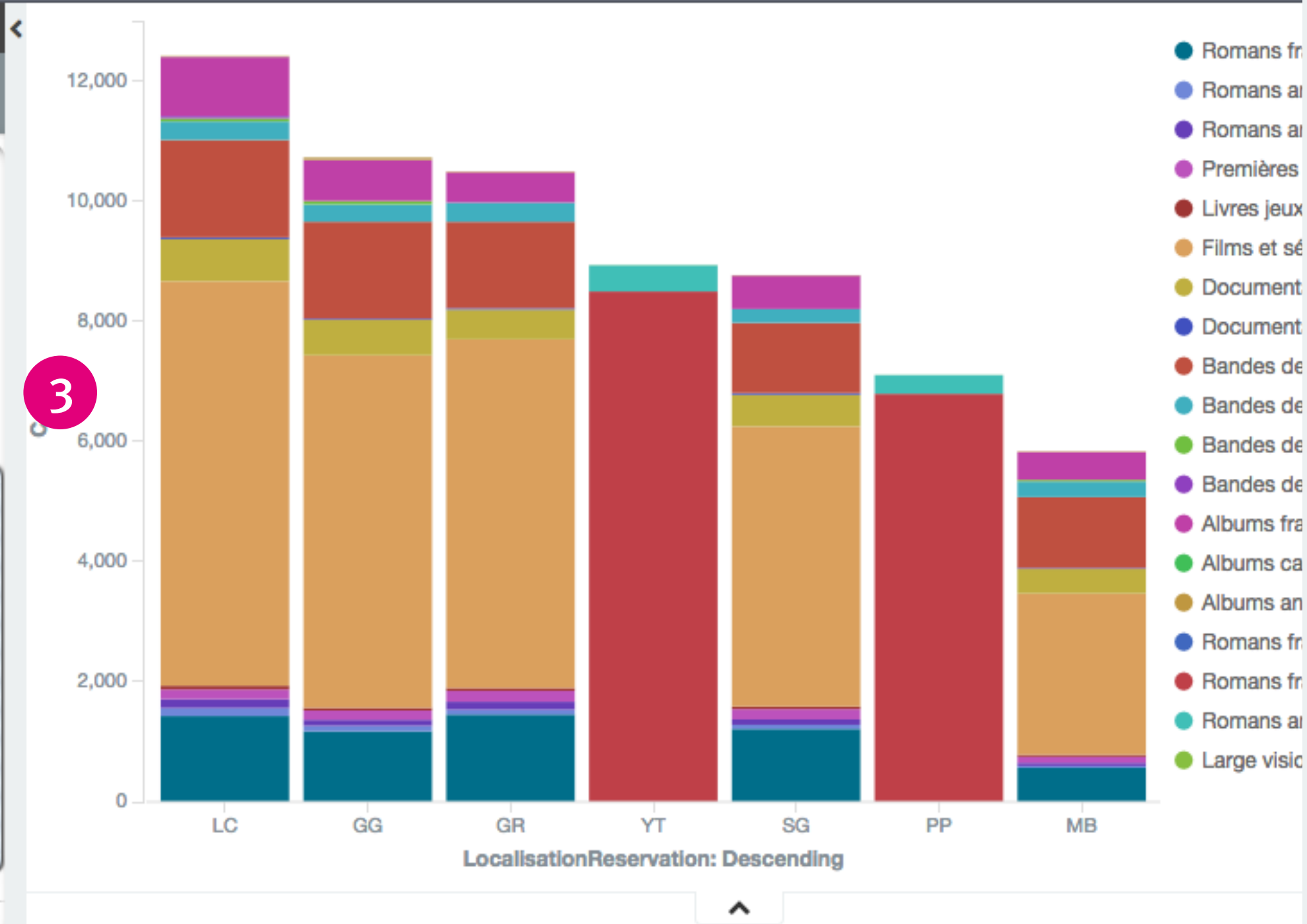
Field: EspaceCategorie

Order By: Term

Order: Descending Size: 36

Advanced

Add sub-buckets



3

This visualization is linked to a saved search: **Flottant - Réservations - 2015**



reservations

Data Options ▶ ✕

Order Descending **Size** 34

Advanced ▶ ✕

Split Bars

Sub Aggregation

Terms ▶

Field

EspaceCategorie ▶

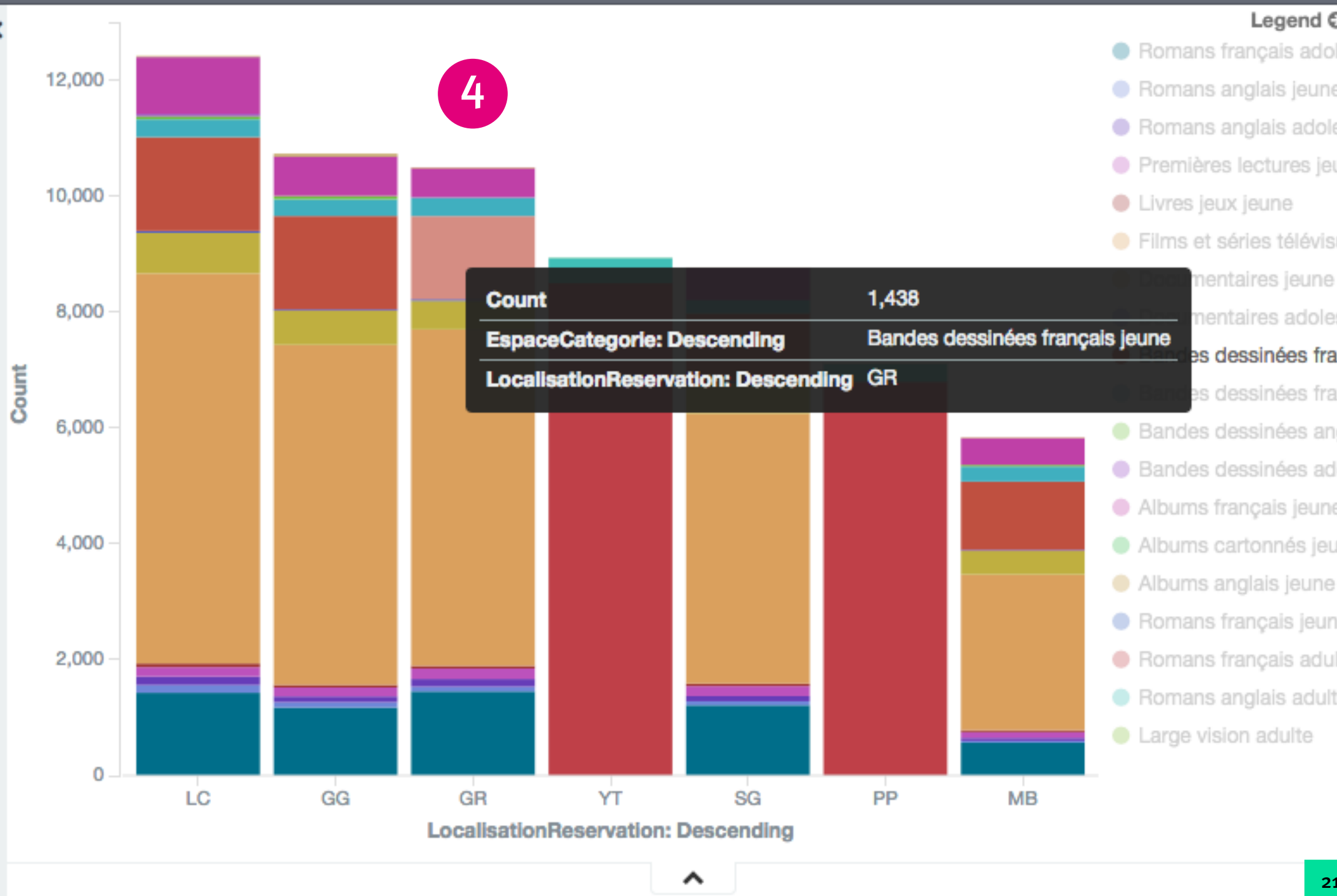
Order By

Term ▶

Order Descending **Size** 36

Advanced ▶

Add sub-buckets



This visualization is linked to a saved search: Flottant - Réservations - 2015



EspaceCategorie: "Films et séries télévisuels"

Actions ▾

4

reservations

Data

Options



Order

Size

Descending ▾

34

Advanced

Split Bars



Sub Aggregation

Terms

Field

EspaceCategorie

Order By

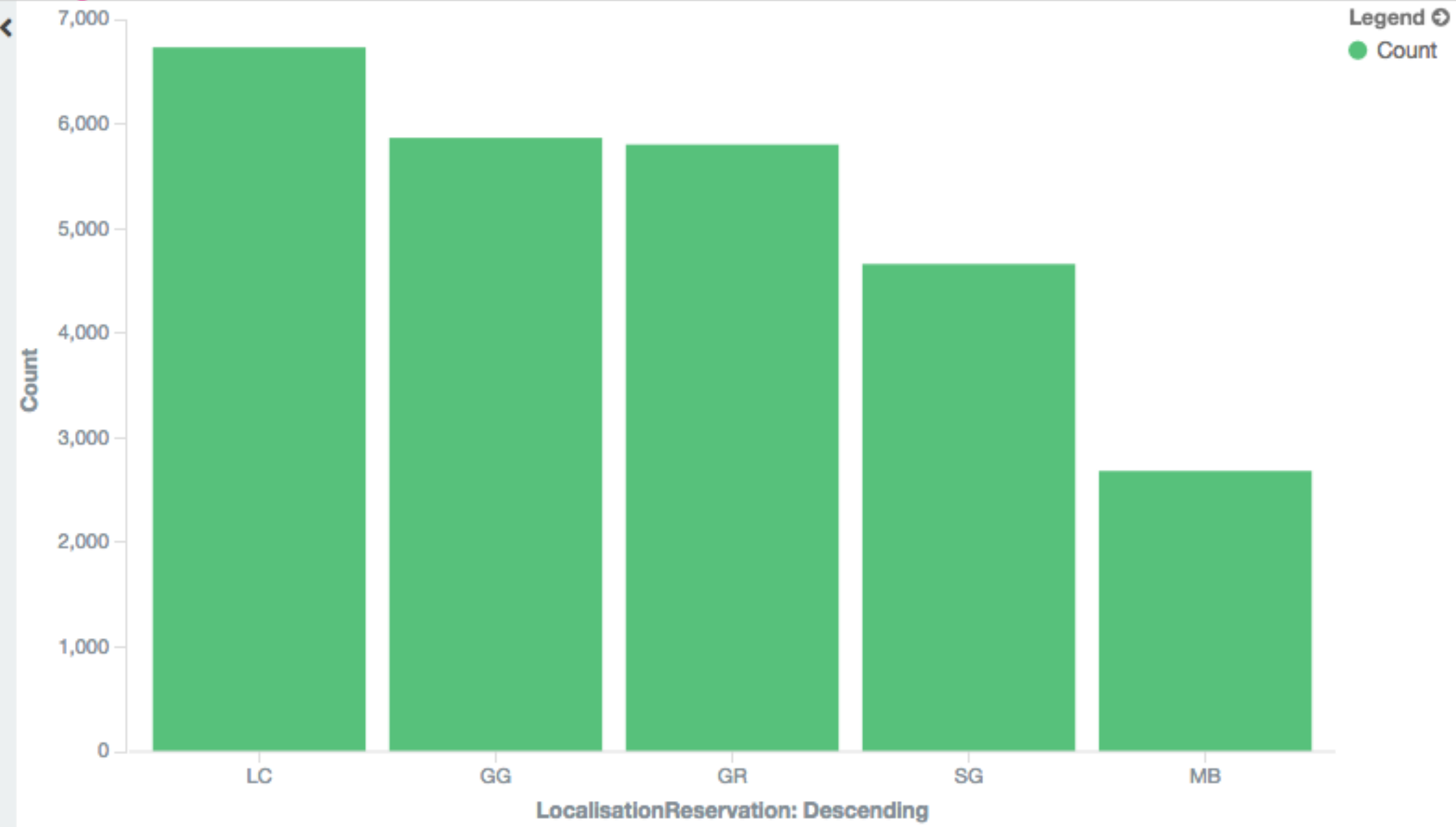
Term

Order

Size

Descending ▾

36





CSV

copies

Data

Options

metrics

Slice Size

Sum of PrixExemplaire

buckets

Split Slices

filters

Split Slices

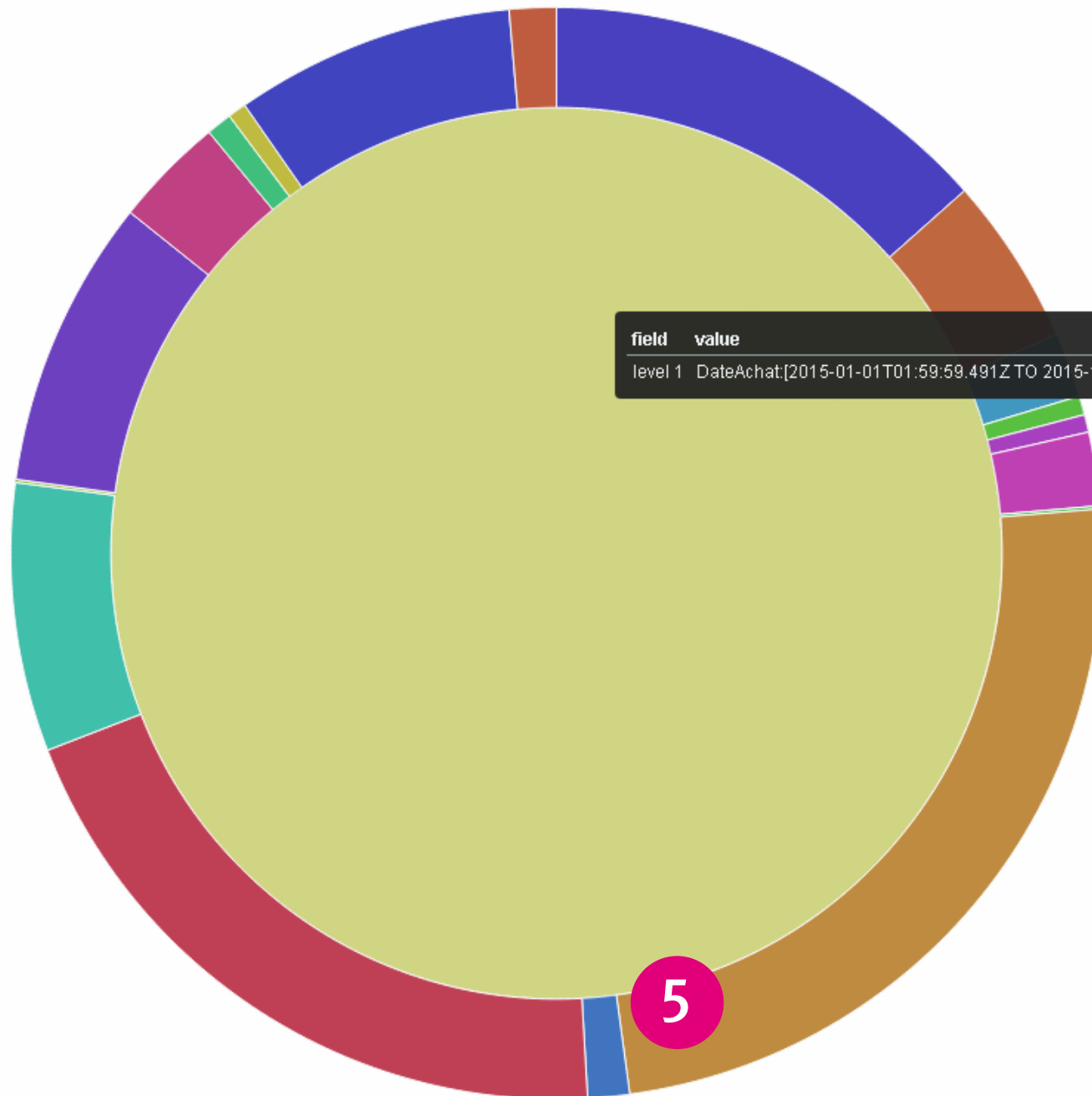
EspaceCategorie: Descending

Add sub-buckets

Kibana - Data tables - Pie chart - Exemple pourcentages

Legend

- DateAchat:[2015-01-01T01:59:59.491Z TO 2015-12-30T12:59:31.491Z]
- Romans français adulte
- Romans français adol...
- Romans anglais jeune
- Romans anglais adulte
- Romans anglais adol...
- Premières lectures je...
- Ouvrages de référenc...
- Nouveautés (tout)
- Albums français jeune
- Albums anglais jeune
- Documentaires adole...
- Bandes dessinées fra...
- Bandes dessinées fra...
- Bandes dessinées an...
- Bandes dessinées ad...
- Albums français jeune
- Albums anglais jeune



5



copies

Data Options [Play] [Close]

metrics

[Play] Slice Size Sum of PrixExemplaire

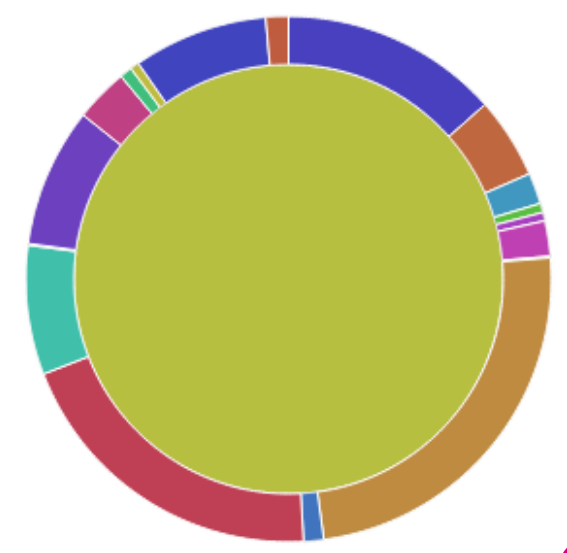
buckets

[Play] Split Slices filters [Up] [Down] [Close]

[Play] Split Slices EspaceCategorie: Descending [Up] [Down] [Close]

[Add sub-buckets]

Kibana - Data tables - Pie chart - Exemple pourcentages



6

- Legend**
- DateAchat:[2015-01-01T01:59:59.491Z TO 2015-12-30T12:59:31.491Z]
 - Romans français adulte
 - Romans français adolescent
 - Romans anglais jeune
 - Romans anglais adulte
 - Romans anglais adolescent
 - Premières lectures jeune
 - Ouvrages de référence jeune
 - Nouveautés (tout)
 - Livres jeux jeune
 - Films et séries télévisuels
 - Documentaires jeunesse

Table Request Response Statistics

filters	Sum of PrixExemplaire	EspaceCategorie: Descending	Sum of PrixExemplaire
DateAchat:[2015-01-01T01:59:59.491Z TO 2015-12-30T12:59:31.491Z]	1,179,573.99	Romans français adulte	41,705.55
DateAchat:[2015-01-01T01:59:59.491Z TO 2015-12-30T12:59:31.491Z]	1,179,573.99	Romans français adolescent	15,514.84
DateAchat:[2015-01-01T01:59:59.491Z TO 2015-12-30T12:59:31.491Z]	1,179,573.99	Romans anglais jeune	5,939.17
DateAchat:[2015-01-01T01:59:59.491Z TO 2015-12-30T12:59:31.491Z]	1,179,573.99	Romans anglais adulte	1,746.29
DateAchat:[2015-01-01T01:59:59.491Z TO 2015-12-30T12:59:31.491Z]	1,179,573.99	Romans anglais adolescent	1,614.84
DateAchat:[2015-01-01T01:59:59.491Z TO 2015-12-30T12:59:31.491Z]	1,179,573.99	Premières lectures jeune	6,749.51
DateAchat:[2015-01-01T01:59:59.491Z TO 2015-12-30T12:59:31.491Z]	1,179,573.99	Ouvrages de référence jeune	290.28
DateAchat:[2015-01-01T01:59:59.491Z TO 2015-12-30T12:59:31.491Z]	1,179,573.99	Nouveautés (tout)	74,942.04
DateAchat:[2015-01-01T01:59:59.491Z TO 2015-12-30T12:59:31.491Z]	1,179,573.99	Livres jeux jeune	3,838.6
DateAchat:[2015-01-01T01:59:59.491Z TO 2015-12-30T12:59:31.491Z]	1,179,573.99	Films et séries télévisuels	62,170.1

Export: Raw [Download] Formatted [Download]

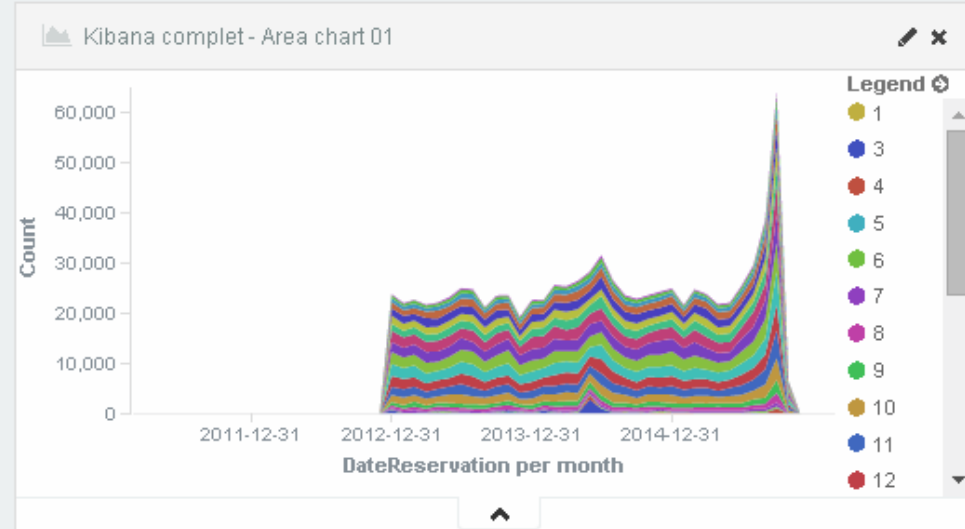
Dashboard : composition de tableaux de bord

1. Création ou ouverture d'un tableau de bord
2. Ajout de visualisations ou de recherches sauvegardées
3. Étude des données
4. Accès aux visualisations ou recherches
5. Sauvegarde

Kibana complet - Markdown ...

Visualisations :

- Area chart
- Data table
- Line chart
- Metric
- Pie chart
- Vertical bar chart



Kibana - Data tables - Date range - Intervalle de dates et dates autres que time filter

AG: LocalisationReservation: Ascending

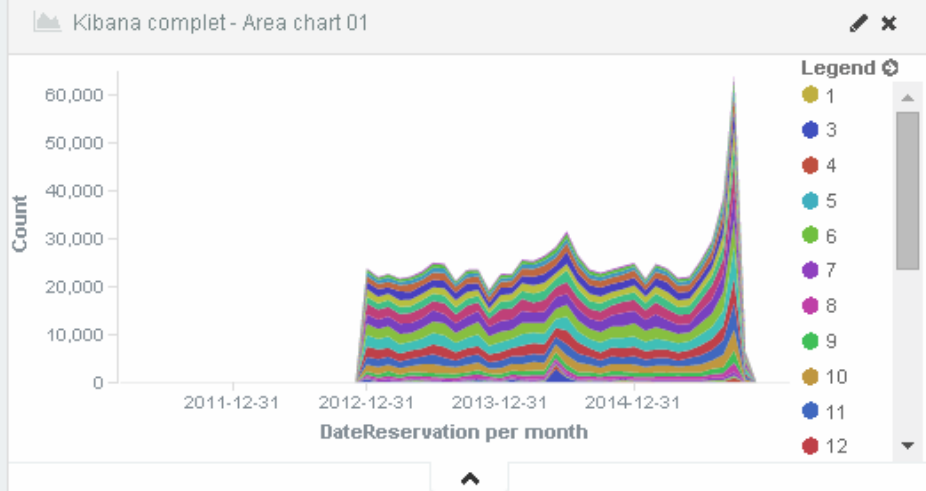
Titre: Descending	DateReservation date ranges	DateReservation: Ascending	Count
Mémoires d'un quartier. 12, Adrien, la suite, 1972-1973 / Louise Tremblay-D'Essiambre.	December 31 st 2014, 19:00:00.000 to February 29th 2016, 13:47:46.653	April 17th 2015, 00:00:00.000	1
Cinquante nuances de Grey : roman / E. L. James ; traduit de l'anglais par Denyse Beaulieu.	December 31 st 2014, 19:00:00.000 to February 29th 2016, 13:47:46.653	April 17th 2015, 00:00:00.000	1
1 chien coquin / Kimiko.	December 31 st 2014, 19:00:00.000 to February 29th 2016, 13:47:46.653	February 2nd 2016, 00:00:00.000	1



3

Visualisations :

- Area chart
- Data table
- Line chart
- Metric
- Pie chart
- Vertical bar chart



Kibana - Data tables - Date range - Intervalle de dates et dates autres que time filter

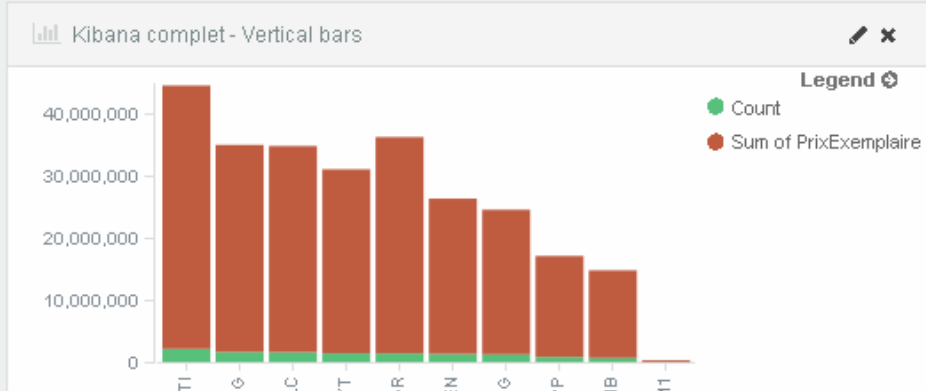
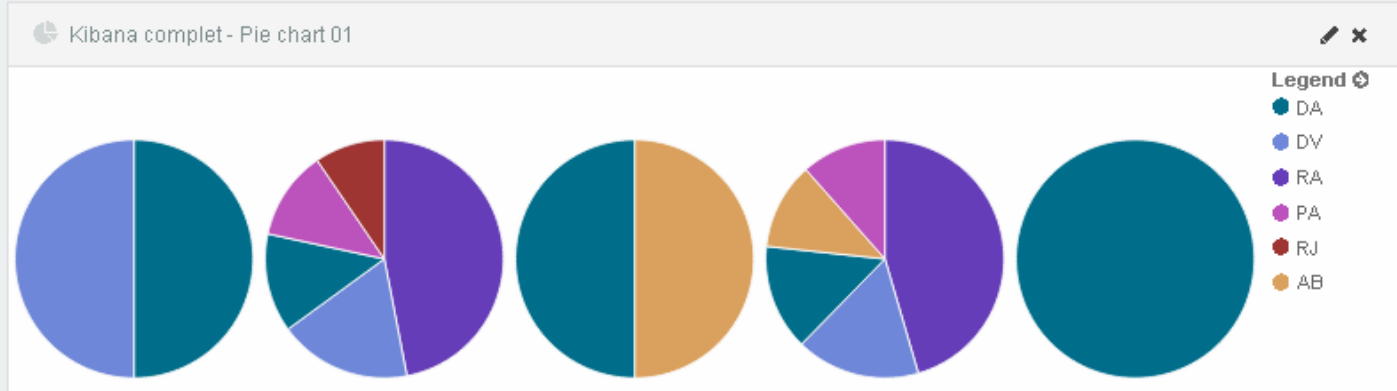
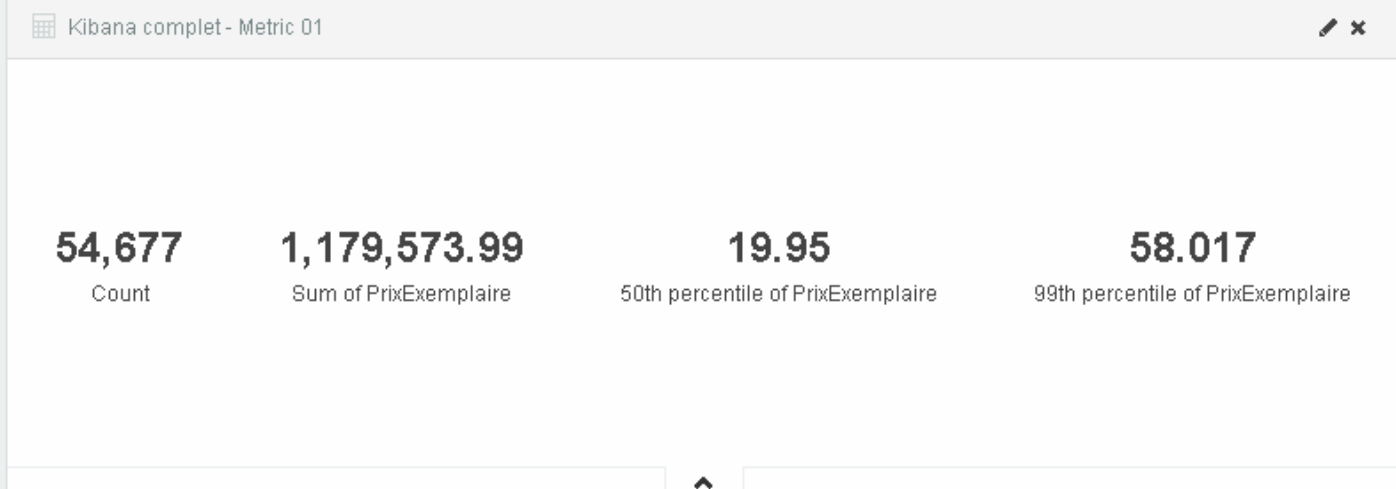
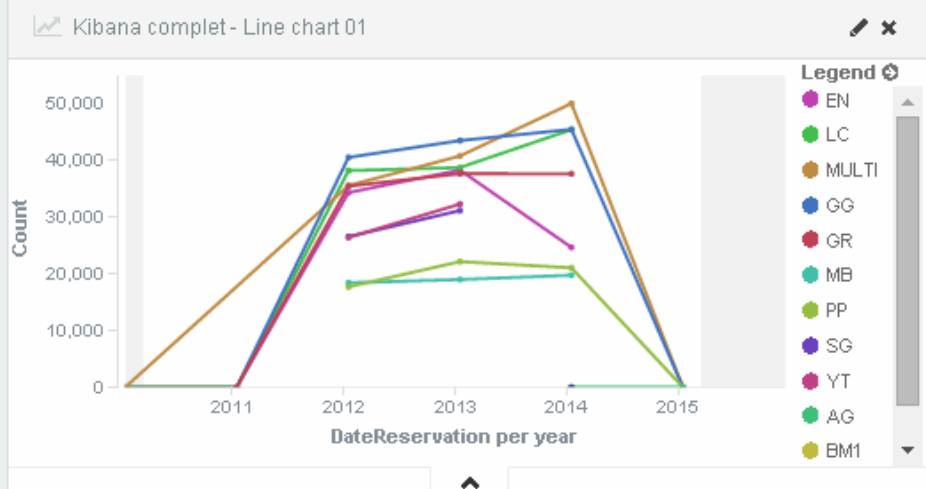
AG: LocalisationReservation: Ascending

Titre: Descending	DateReservation date ranges	DateReservation: Ascending	Count
Mémoires d'un quartier. 12, Adrien, la suite, 1972-1973 / Louise Tremblay-D'Essiambre.	December 31st 2014, 19:00:00.000 to February 29th 2016, 13:47:46.653	April 17th 2015, 00:00:00.000	1
Cinquante nuances de Grey : roman / E. L. James ; traduit de l'anglais par Denyse Beaulieu.	December 31st 2014, 19:00:00.000 to February 29th 2016, 13:47:46.653	April 17th 2015, 00:00:00.000	1
1 chien coquin / Kimiko.	December 31st 2014, 19:00:00.000 to February 29th 2016, 13:47:46.653	February 2nd 2016, 00:00:00.000	1

Aide - Markdown

Aide

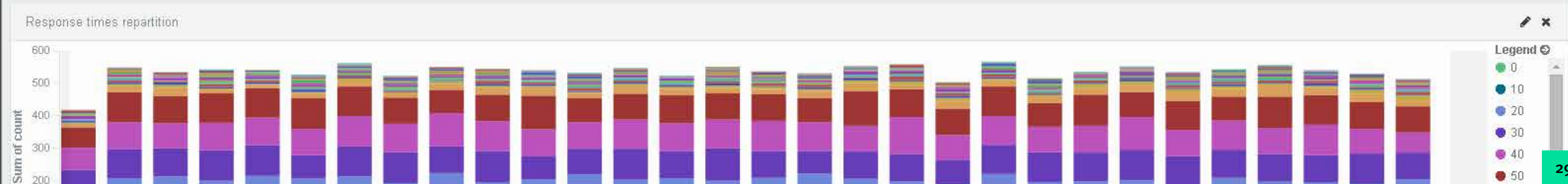
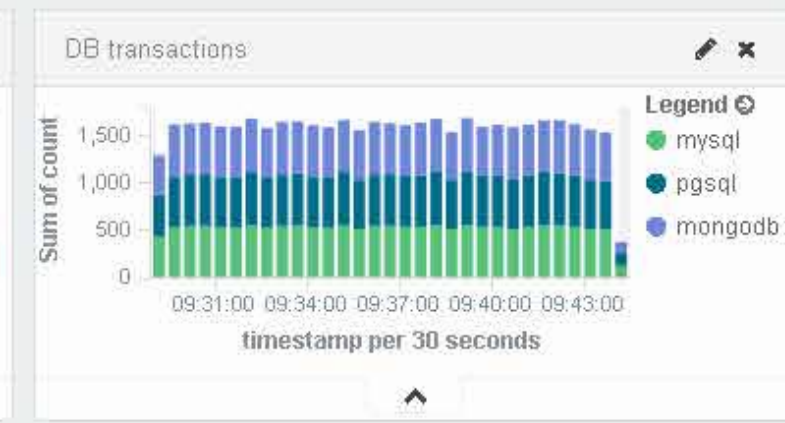
- Kibana Discover : Exploration des données
- Formulation des requêtes
- Kibana Visualize : Création des visualisations
- Kibana Dashboards : Composition de tableau de bord
-
- Exportation des rapports CSV grâce à Skedler
- Exportation des rapports PDF grâce à Skedler



Navigation [Edit] [Close]

Pages:

- Dashboard
- Web transactions
- MySQL performance
- PostgreSQL performance
- MongoDB performance
- Thrift-RPC performance



Navigation



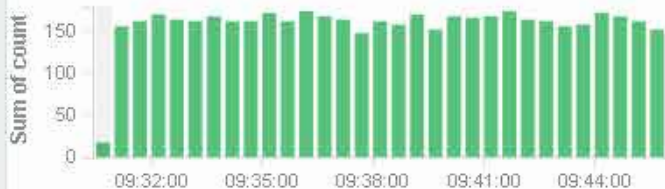
Pages:

- Dashboard
- Web transactions
- MySQL performance
- PostgreSQL performance
- MongoDB performance
- Thrift-RPC performance

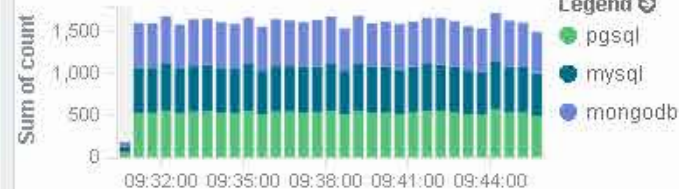
Client locations



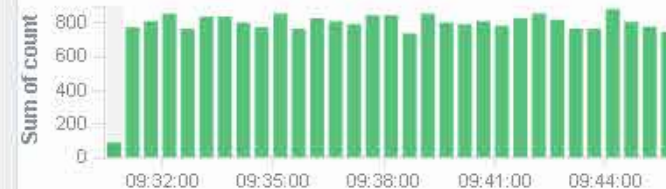
Web transactions



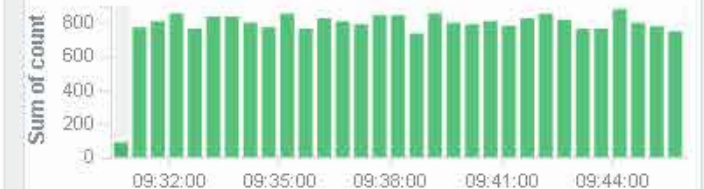
DB transactions



Cache transactions

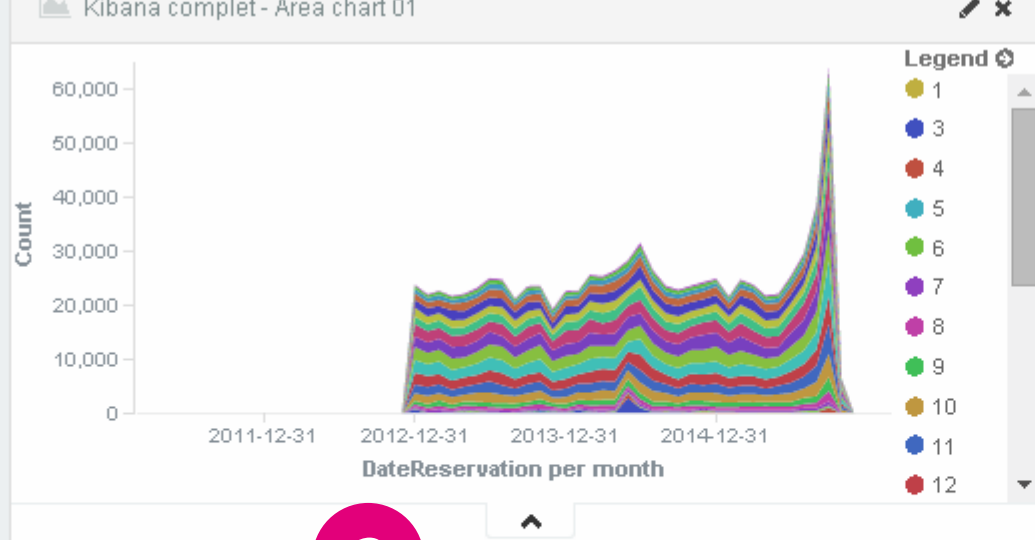


RPC transactions



Visualisations :

- Area chart
- Data table
- Line chart
- Metric
- Pie chart
- Vertical bar chart

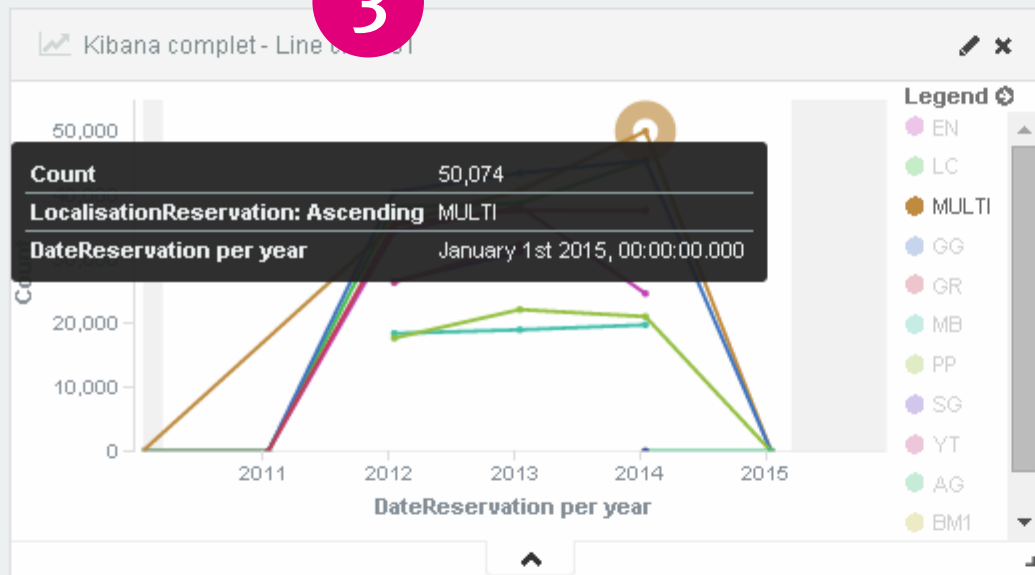


Titre: Descending	DateReservation date ranges	DateReservation: Ascending	Count
Mémoires d'un quartier. 12, Adrien, la suite, 1972-1973 / Louise Tremblay-D'Essiambre.	December 31st 2014, 19:00:00.000 to February 29th 2016, 14:24:17.679	April 17th 2015, 00:00:00.000	1
Cinquante nuances de Grey : roman / E. L. James ; traduit de l'anglais par Denyse Beaulieu.	December 31st 2014, 19:00:00.000 to February 29th 2016, 14:24:17.679	April 17th 2015, 00:00:00.000	1
1 chien coquin / Kimiko.	December 31st 2014, 19:00:00.000 to February 29th 2016, 14:24:17.679	February 2nd 2016, 00:00:00.000	1

Aide - Markdown

Aide

- Kibana Discover : Exploration des données
- Formulation des requêtes
- Kibana Visualize : Création des visualisations
- Kibana Dashboards : Composition de tableau de bord
- Exportation des rapports CSV grâce à Skedler
- Exportation des rapports PDF grâce à Skedler



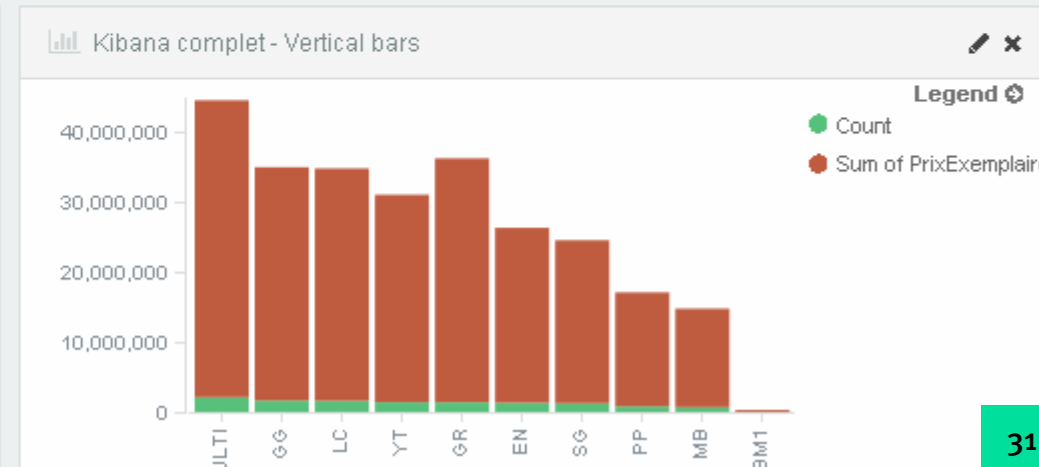
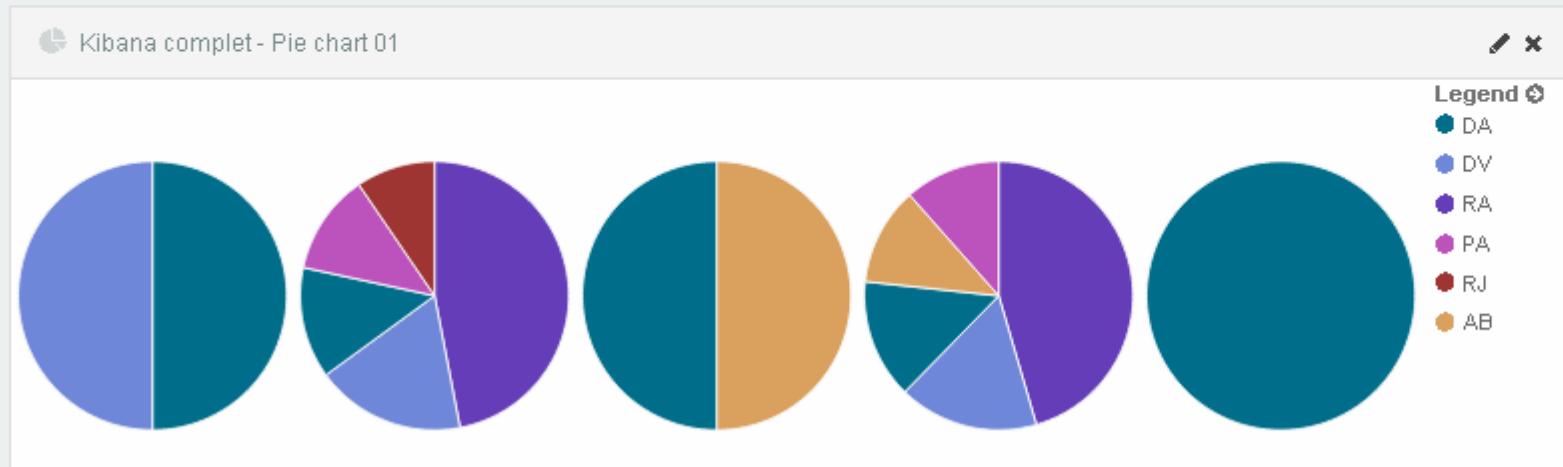
Kibana complet - Metric 01

54,677 Count

1,179,573.99 Sum of PrixExemplaire

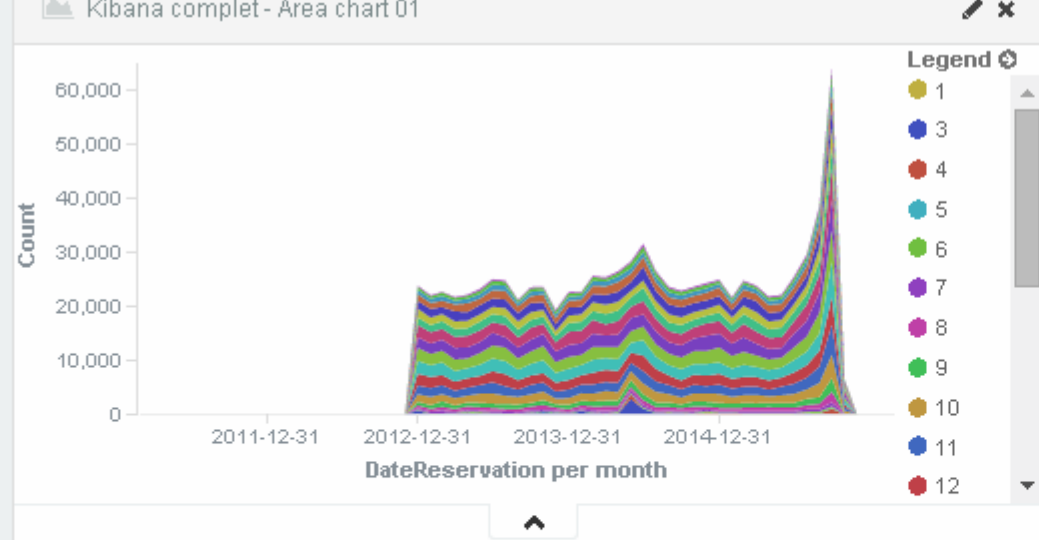
19.95 50th percentile of PrixExemplaire

58.017 99th percentile of PrixExemplaire



Visualisations :

- Area chart
- Data table
- Line chart
- Metric
- Pie chart
- Vertical bar chart



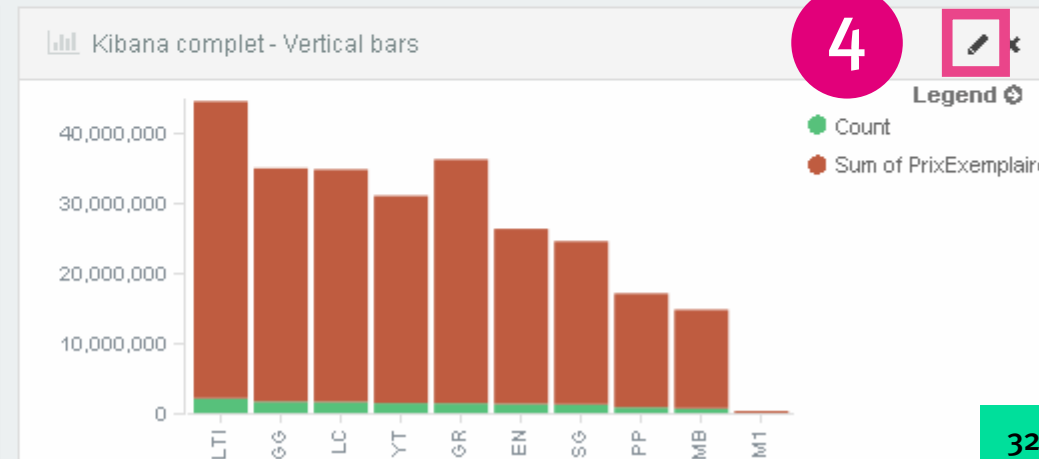
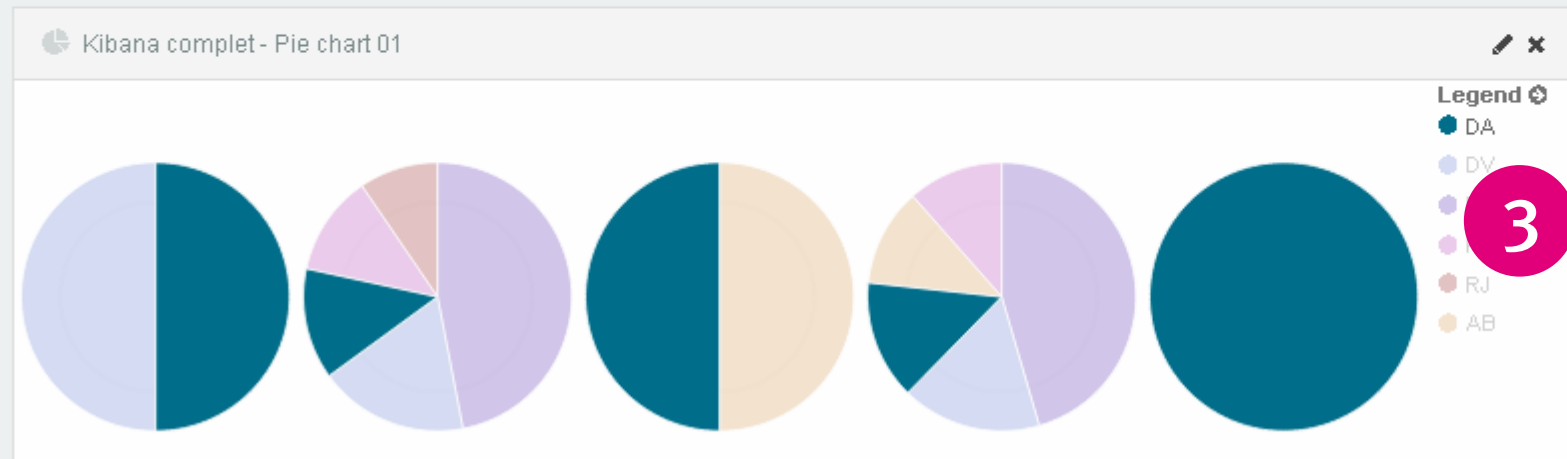
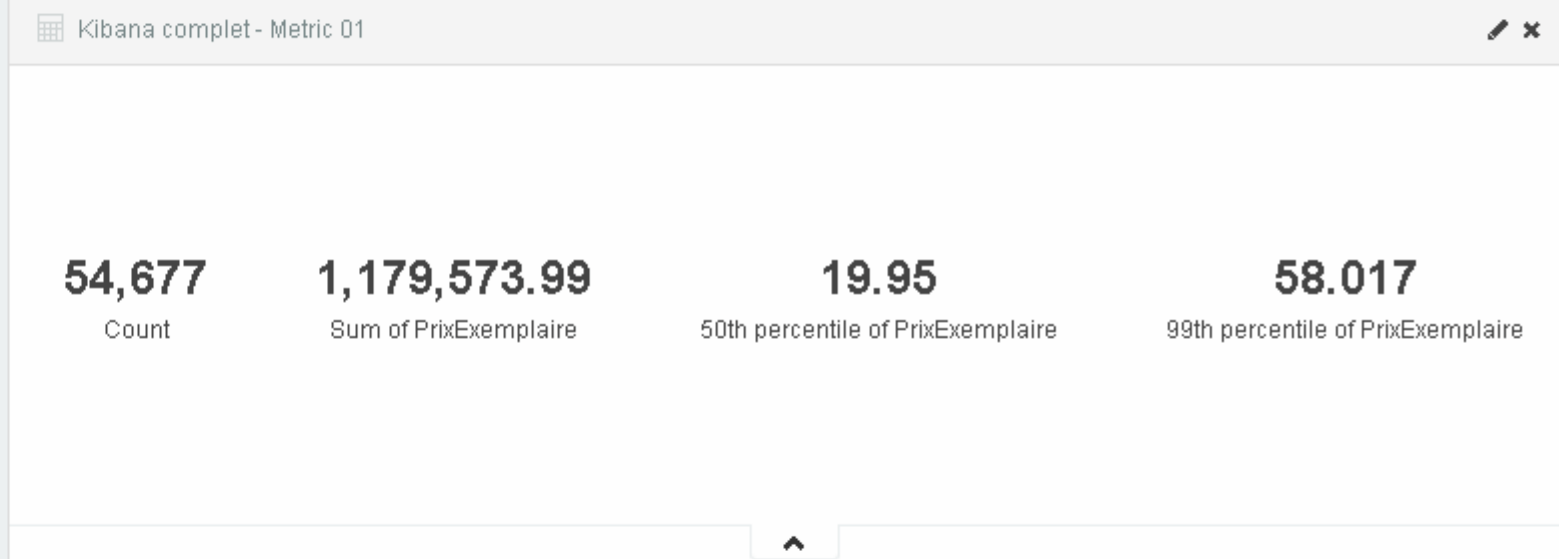
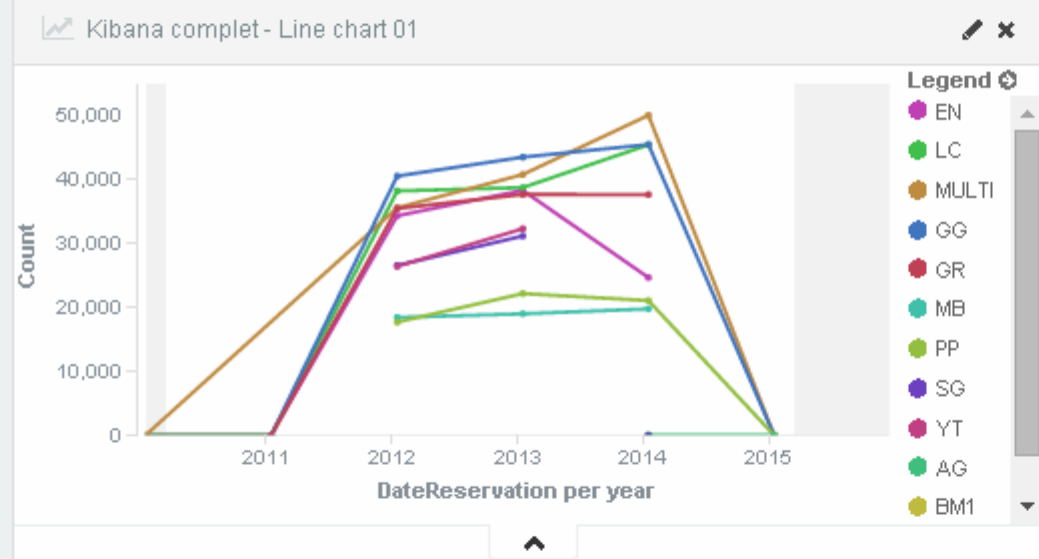
AG: LocalisationReservation: Ascending

Titre: Descending	DateReservation date ranges	DateReservation: Ascending	Count
Mémoires d'un quartier. 12, Adrien, la suite, 1972-1973 / Louise Tremblay-D'Essiambre.	December 31st 2014, 19:00:00.000 to February 29th 2016, 14:10:43.322	April 17th 2015, 00:00:00.000	1
Cinquante nuances de Grey : roman / E. L. James ; traduit de l'anglais par Denyse Beaulieu.	December 31st 2014, 19:00:00.000 to February 29th 2016, 14:10:43.322	April 17th 2015, 00:00:00.000	1
1 chien coquin / Kimiko.	December 31st 2014, 19:00:00.000 to February 29th 2016, 14:10:43.322	February 2nd 2016, 00:00:00.000	1

Aide - Markdown

Aide

- Kibana Discover : Exploration des données
- Formulation des requêtes
- Kibana Visualize : Création des visualisations
- Kibana Dashboards : Composition de tableau de bord
-
- Exportation des rapports CSV grâce à Skedler
- Exportation des rapports PDF grâce à Skedler



loans

Data Options [Play] [Close]

Aggregation

Sum

Field

PrixExemplaire

[Add metrics] [Advanced]

buckets

X-Axis

Aggregation

Terms

Field

LocalisationDeRetour

Order By

metric: Count

Order

Descending

Size 10

Split Bars

Sub Aggregation

Terms

Field

Collection

Order By

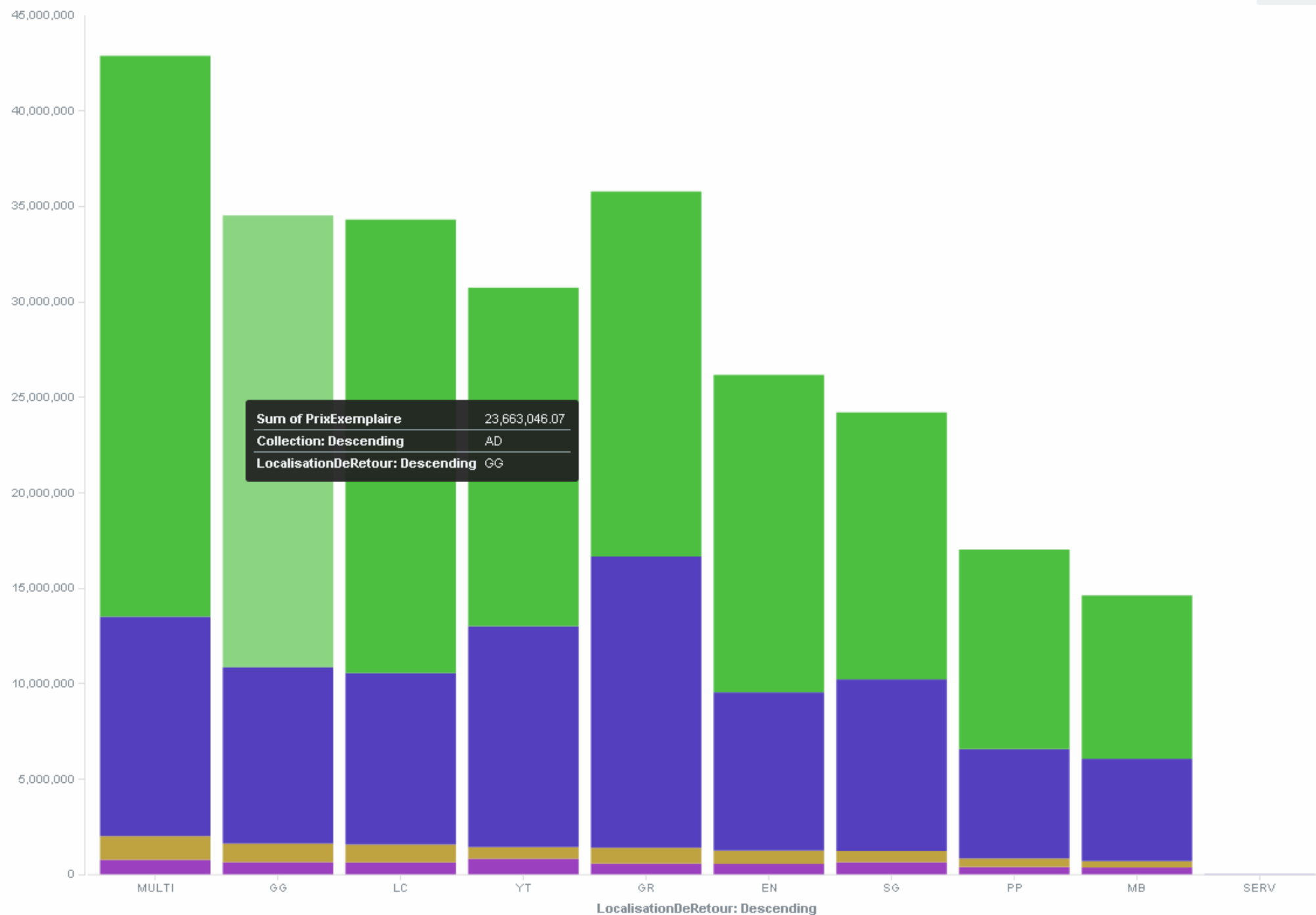
Term

Order

Descending

Size 5

[Add sub-buckets] [Advanced]



Kibana complet - Vertical bars

Legend

- RA: Count
- JE: Count
- J: Count
- DV: Count
- AD: Count
- JA: Count
- DA: Count
- A: Count
- JAD: Count
- DT: Count
- DST: Count
- AT: Count
- RA: Sum of PrixExempl...
- JE: Sum of PrixExempl...
- J: Sum of PrixExemplaire
- DV: Sum of PrixExempl...
- AD: Sum of PrixExempl...
- JA: Sum of PrixExempl...
- DA: Sum of PrixExempl...
- A: Sum of PrixExemplaire
- JAD: Sum of PrixExem...
- DT: Sum of PrixExempl...
- DST: Sum of PrixExem...
- AT: Sum of PrixExempl...

</> Aide - Markdown [Edit] [Close]

Aide

- [Kibana Discover : Exploration des données](#)
- [Formulation des requêtes](#)
- [Kibana Visualize : Création des visualisations](#)
- [Kibana Dashboards : Composition de tableau de bord](#)
-
- [Exportation des rapports CSV grâce à Skedler](#)
- [Exportation des rapports PDF grâce à Skedler](#)

Kibana - Data tables - Date range - Intervalle de dates... [Edit] [Close]

AG: LocalisationReservation: Ascending

Titre:	DateReservation	DateReservation: Count
Descending [Dropdown] [Search]	date ranges [Dropdown] [Search]	Ascending [Dropdown] [Search]

Kibana - Data tables - Filtres - Affichage de différentes... [Edit] [Close]

VCC - BIBLIOTHÈQUE DÉVELOPPEMENT DES COLLECTIONS: LocalisationDesc: Descending

filters	Collection: Descending [Dropdown] [Search]	Count
*	ad	1
*	IE	3 824

Kibana - Data tables - Metrics Exemple 01 [Edit] [Close]

5

PrixExemplaire ranges [Dropdown] [Search]	Count	Sum of PrixExemplaire	Average PrixExemplaire
0 to 0.1	540,590	0	0

Kibana - Data tables - Date range - Plusieurs intervall... [Edit] [Close]

AG: LocalisationReservation: Ascending

Titre:	DateReservation	DateReservation: DateExp
Descending [Dropdown] [Search]	date ranges [Dropdown] [Search]	Ascending [Dropdown] [Search]

Kibana - Data tables - Filtres - Affichage de différentes... [Edit] [Close]

LocalisationCode::: filters

filters	EspaceCategorie: Descending [Dropdown] [Search]	Categorie: Descending [Dropdown] [Search]	Count
Collection:AD	Romans français	RA	16,483

Kibana - Data tables - Metrics Exemple 02 Espace cat... [Edit] [Close]

EspaceCategorie: Descending [Dropdown] [Search]	Count	Sum of PrixExemplaire	50th percentile of PrixExemplaire	99th percentile of Pri
Romans français	1,580	41,705.55	26.95	41

Kibana - Data tables - Split rows Split rows Option sh... [Edit] [Close]

YT: LocalisationAbonne: Descending

NoAbonne: Descending [Dropdown] [Search]	DateDeNaissanceAbonne: Descending [Dropdown] [Search]	Count
698253	December 5th 2004, 00:00:00.000	422

Kibana - Data tables - Split tables Split tables - Aggré... [Edit] [Close]

VCC - BIBLIOTHÈQUE DÉVELOPPEMENT DES COLLECTIONS: LocalisationDesc: Descending

DST: SousLocalisationPret: Descending

Kibana - Data tables - Metrics Exemple 03 Split Table [Edit] [Close]

VCC - BIBLIOTHÈQUE DÉVELOPPEMENT DES COLLECTIONS: LocalisationDesc: Descending

EspaceCategorie: Descending [Dropdown] [Search]	Count	Average PrixExemplaire	Sum of PrixExemplaire

Envois de rapports de données

1. Configurations des rapports
2. Envois par courriels de rapports PDF
3. Envois par courriels de rapports Excel (CSV)



Scheduled Reports

[+ Schedule a Report](#)


Scheduled Report Name	Dashboard / Search	Filter	Schedule	Preview	Actions
Kibana complet - Test Data tables 04	Kibana complet - Test Data Tables (dashboard)	No Filter	Every weekday at 03:28 PM America/Montreal		
Test rapport recherche 01	Circulation - Abonnés - Liste d'abonnés (search)	No Filter	Every weekday at 08:21 AM America/Montreal		
Kibana complet - Test temporel	Kibana complet - Test temporel (dashboard)	No Filter	Every weekday at 03:34 PM America/Montreal		
Kibana Data tables - Test temporel	Kibana - Data tables - Test temporel (dashboard)	No Filter	Every weekday at 03:36 PM America/Montreal		
Test rapport recherche 02	Circulation - Abonnés - Liste d'abonnés (search)	No Filter	Every weekday at 04:07 PM America/Montreal		
Data tables - Test temporel	Data tables - Test temporel 01 (dashboard)	No Filter	Every weekday at 03:35 PM America/Montreal		

Update a Report



Schedule Report Name :*

Kibana complet - Test Data tables 04

Select Type :

Dashboard

Search

Select Dashboard :*

Kibana complet - Test Data Tables



Dashboard Time Window :

Use dashboard time window

Select Filter :

No Filter



Select Format :

PDF



Folder Path :

Folder Path

Excel Report :

Include Excel Report

Next

Search

Scheduled Rep

Scheduled Report

Kibana complet -
Data tables 04

Test rapport rect
01

Kibana complet -
temporel

Kibana Data tabl
temporel

Test rapport rect
02

Data tables - Tes
temporel



Update a Report



Report Title :*

Kibana complet - Test Data tables 04

Font Family :

Default Font

Page Size :

Default Size

Report Logo :

- Default Logo
- Custom Logo
- No Logo

Back

Next

Update a Report



Frequency Type :

Daily

Schedule Frequency Time :

Every in (1-31)day(s) Every week day

Start time : America/Montreal

Back

Next

Update a Report



Merge Parameter Name :

Select Parameter Name

Parameter Value :

Parameter

Subject :

Kibana complet - Test Data tables 04

Message :

Hi
Checkout the report
Thanks

Email To :

maya.lepage@mondoin.com x Email To

Include Recipients in Filter

Email CC :

CC

Mail Now

Back

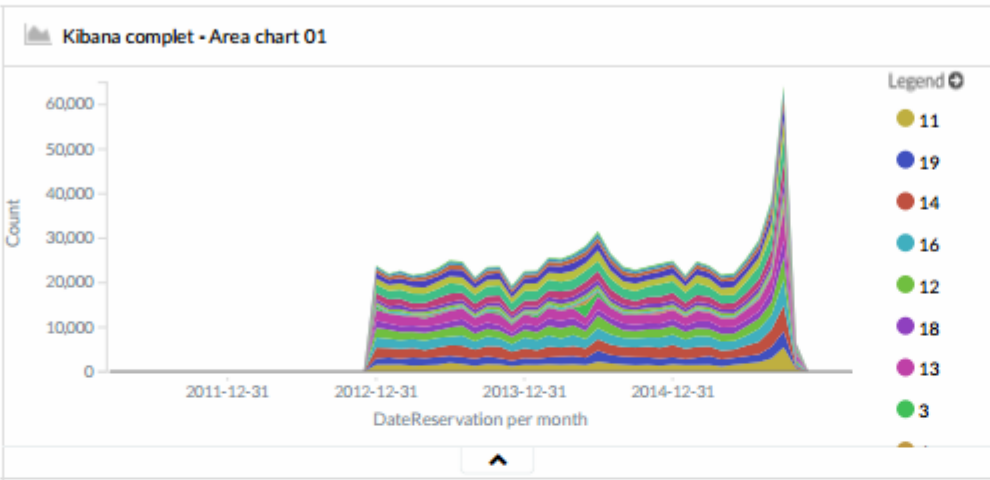
Save

Kibana complet - Test Data tables 04

Kibana complet - Markdown widget

Visualisations :

- Area chart
- Data table
- Line chart
- Metric
- Pie chart
- Vertical bar chart



Kibana - Data tables - Date range - Intervalle de dates et dates autres que time filter

AG: LocalisationReservation: Ascending

Titre: Descending	DateReservation date ranges	DateReservation: Ascending	Count
Mémoires d'un quartier. 12, Adrien, la suite, 1972-1973 / Louise Tremblay-D'Essiambre.	December 31st 2014, 19:00:00.000 to March 17th 2016, 11:18:48.045	April 17th 2015, 00:00:00.000	1
Cinquante nuances de Grey : roman / E. L. James ; traduit de l'anglais par Denyse Beaulieu.	December 31st 2014, 19:00:00.000 to March 17th 2016, 11:18:48.045	April 17th 2015, 00:00:00.000	1
1 chien coquin / Kimiko.	December 31st 2014, 19:00:00.000 to March 17th 2016, 11:18:48.045	February 2nd 2016, 00:00:00.000	1

Aide - Markdown

Aide

Kibana Discover : Exploration des données (<https://www.timroes.de/2015/02/07/kibana-4-tutorial-part-2-discover/>)

Formulation des requêtes (<https://www.elastic.co/guide/en/elasticsearch/refer-dsl-query-string-query.html#query-string-syntax>)

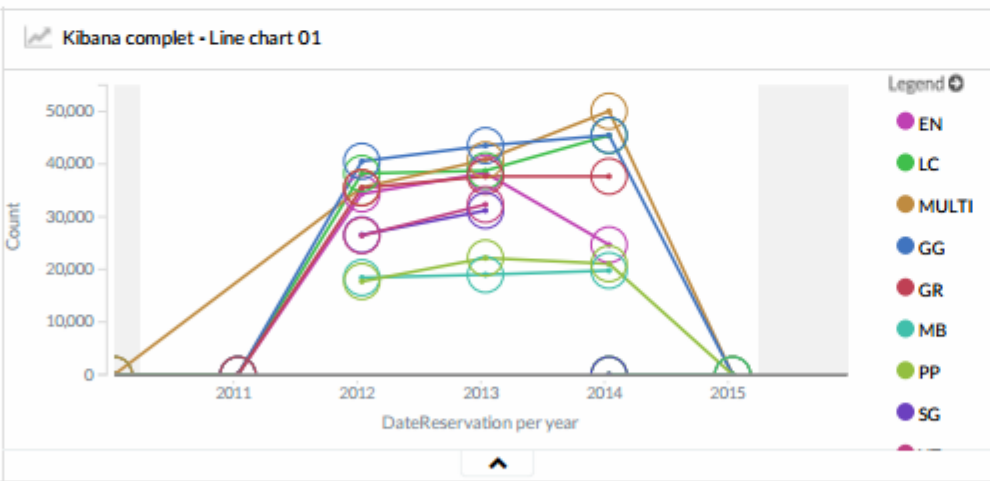
Kibana Visualize : Création des visualisations (<https://www.timroes.de/2015/02/07/kibana-4-tutorial-part-3-visualize/>)

Kibana Dashboards : Composition de tableau de bord (<https://www.timroes.de/2015/02/07/kibana-4-tutorial-part-4-dashboard/>)

-

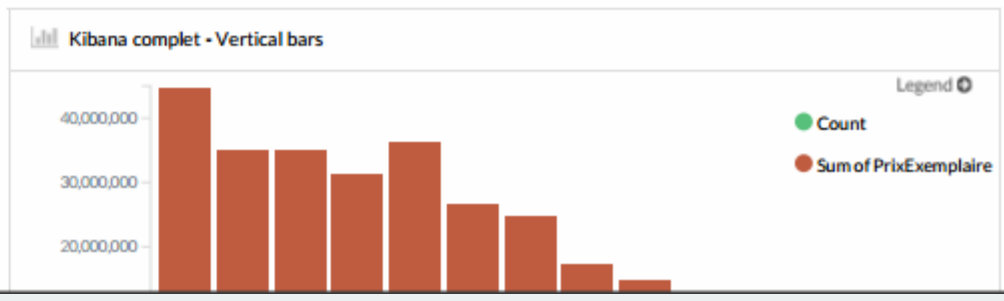
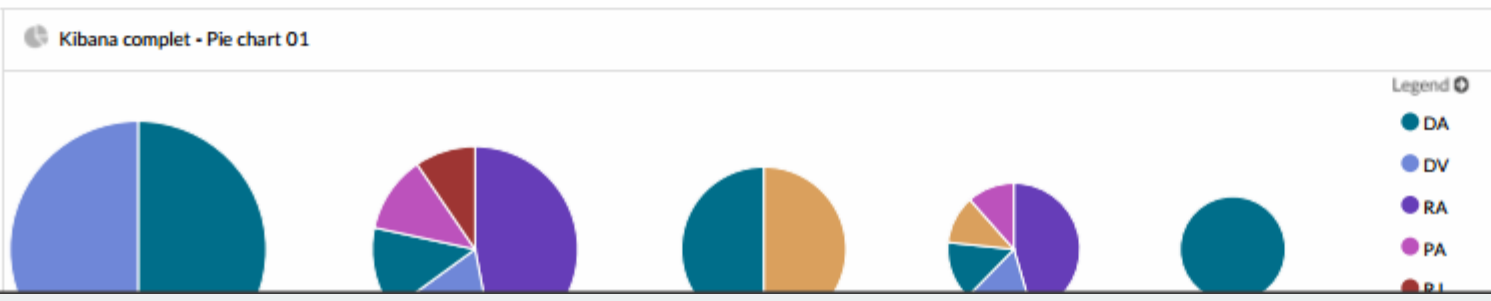
Exportation des rapports CSV grâce à Skedler (http://www.skedler.com/#how_it_works)

Exportation des rapports PDF grâce à Skedler (http://www.skedler.com/#how_it_works)



Kibana complet - Metric 01

54,677 Count



Microsoft Excel ribbon with tabs: Fichier, Accueil, Insertion, Mise en page, Formules, Données, Révision, Affichage. The ribbon includes various tool groups such as 'Police' (font), 'Alignement' (alignment), 'Nombre' (numbers), 'Style' (styles), 'Cellules' (cells), and 'Édition' (editing). A red circle with the number '3' is overlaid on the 'Trier et filtrer' (sort and filter) icon in the 'Édition' group.

	A	B	C	D	E	F	G	H	I	J	K	L	M	N	O	P	Q	R
1	Kibana complet - Pie chart 01																	
2		LocalisationProprietaire: De	Count	Categorie: Descending	Count													
3	YT	2		DA	1													
4	YT	2		DV	1													
5	YT	44045		RA	14827													
6	YT	44045		DV	5688													
7	YT	44045		DA	4232													
8	YT	44045		PA	3820													
9	YT	44045		RJ	3008													
10	SG	2		AB	1													
11	SG	2		DA	1													
12	SG	46009		RA	15089													
13	SG	46009		DV	5589													
14	SG	46009		DA	4764													
15	SG	46009		AB	3909													
16	SG	46009		PA	3826													
17	SERV	2		DA	2													
18																		
19																		
20																		
21																		
22																		
23																		
24																		
25																		
26																		
27																		
28																		
29																		
30																		
31																		
32																		
33																		
34																		
35																		
36																		
37																		

merci
de votre écoute

BIBLIOMONDO
mars 2016